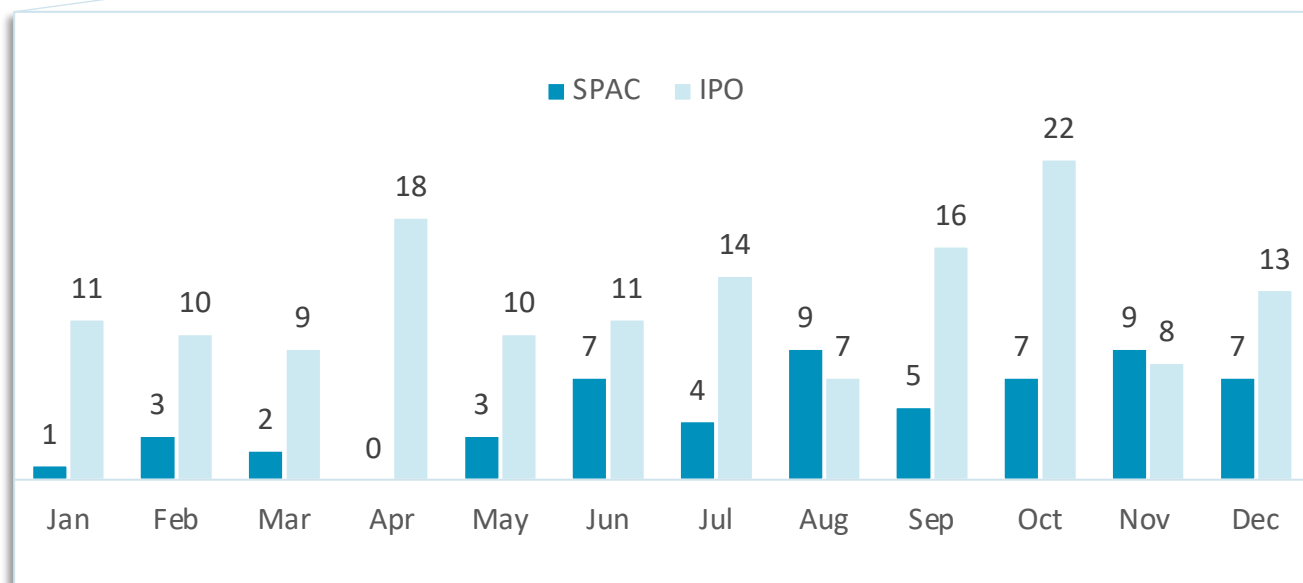
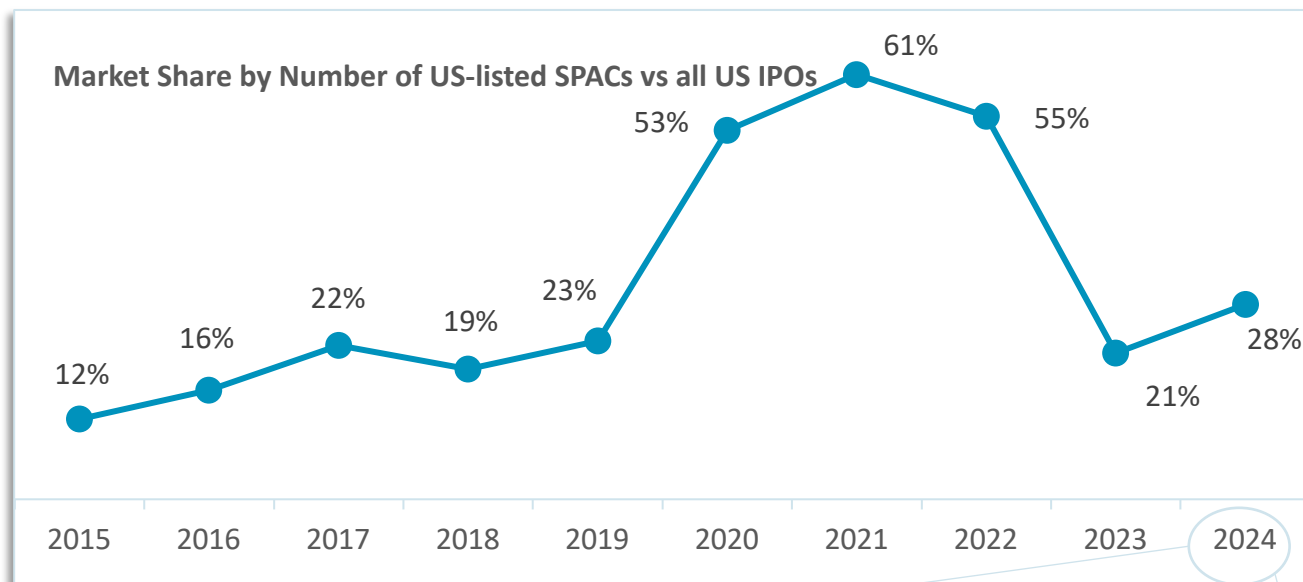


US SPACs VERSUS ALL OTHER US IPOs



IPO count exclude SPACs, Reg A+ IPOs, closed end funds, non-operating trusts, best efforts offerings and companies with market cap below \$50m

Source: Renaissance Capital, SPAC Research, as of Dec 31, 2024

SPAC Research

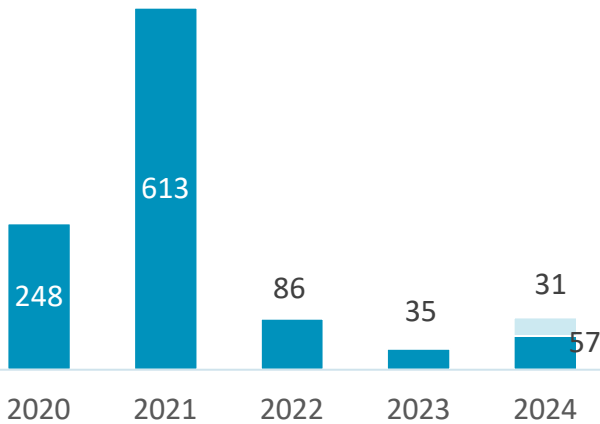


SPAC IPOs & DEALS

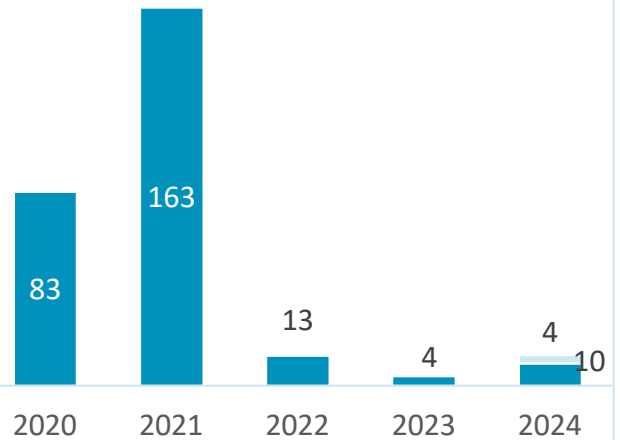
■ IPOs Priced/Deals Closed

■ Pending IPOs/Deals

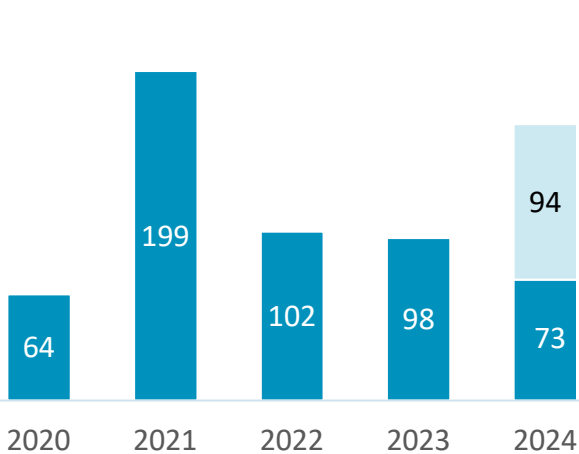
Number of SPAC IPOs



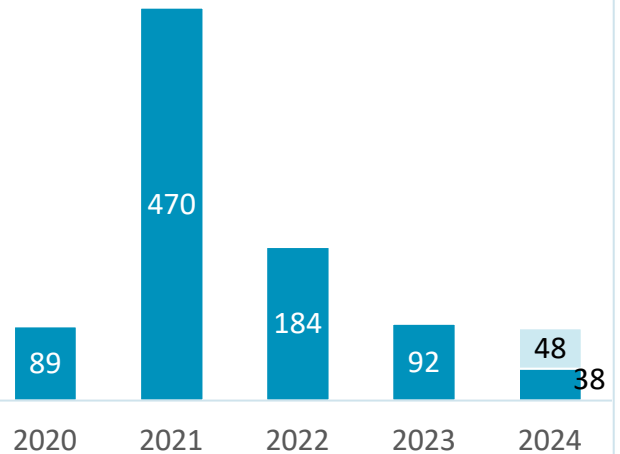
Value of SPAC IPOs, \$billion



Number of SPAC Deals



Value of SPAC Deals, \$billion



Source: SPAC Research, as of Dec 31, 2024

SPAC Research

Nasdaq

MONTHLY ACTIVITY: DEC 2024

Monthly Activity	Number	Value, \$billion
S-1s Filed	6	0.7
IPOs	7	1.1
Deals Announced	3	0.7*
Deals Closed	6	1.9*
SPACs Liquidated	2	0.6

* Enterprise Value

Source: SPAC Research, as of Dec 31, 2024



PIPELINE SNAPSHOT: DEC 31, 2024

Pipeline Snapshot	Number	Value, \$billion
Pre-IPO	31	3.6
Active SPACs	199	14.9
- Searching for Deals	105	12.1
- Live Deals	94	48.2*
Deals Closed	73	38.2*
SPACs Liquidated	51	13.3

* Enterprise Value

Source: SPAC Research, as of Dec 31, 2024



TOP 10 LIVE SPAC DEALS

By Common Stock Prices

SPAC	Ticker	Target	IPO Date	Liquidation Deadline	Sector, Geography	EV, \$M	Closing Price, \$
BurTech	BRKH	Blaize, Inc.	12/13/21	5/15/25	Technology, Global	1,199	\$15.00
Hudson Acq I	HUDA	Aiways Automobile Europe	10/14/22	10/18/25	Automotive, Global	-	\$13.25
Arogo Capital	AOGO	Ayurcann	12/27/21	12/29/24	Cannabis, US	210	\$12.93
Aimfinity Investment I	AIMAU	Docter	4/26/22	1/28/25	Healthcare, Asia	-	\$12.93
Technology & Telecommunication	TETE	Super Apps Holdings	1/18/22	1/20/25	Financial, Asia	1,100	\$12.32
Perception IV	RCFAF	Blue Gold Holdings	11/10/21	11/15/25	Materials, Global	-	\$12.30
Kairous Acq	KACLF	Bamboo Mart Limited	12/14/21	6/16/25	Consumer, Asia	-	\$12.27
Aquaron Acq	AQU	HUTURE	10/4/22	5/6/25	Automotive, Asia	1,000	\$12.09
Welsbach Technology Metals	WTMA	Evolution Metals	12/28/21	6/30/25	Materials, Global	6,200	\$12.05
Future Tech II	FTII	Longevity Biomedical	2/16/22	8/18/25	Healthcare, US	-	\$12.00

Source: SPAC Research, as of Dec 31, 2024

TOP 10 CLOSED 2024 SPAC DEALS

By Common Stock Prices

Post-Deal Name	Ticker	SPAC	IPO Date	Closed	Sector, Geography	EV, \$M	Closing Price, \$
Trump Media and Technology Group	DJT	Digital World Acq	9/3/21	3/25/24	Media & Entertainment, Global	992	\$34.25
Sable Offshore	SOC	Flame Acq	2/25/21	2/14/24	Energy, US	1,001	\$23.72
Oklo	OKLO	AltC Acq Corp.	7/8/21	5/9/24	Energy, US	-	\$21.09
Innventure	INV	Learn CW Investment Corp	10/8/21	10/2/24	Financial, Global	440	\$13.90
LatAm Logistic Properties S.A.	LPA	two	3/30/21	3/27/24	Real Estate, LatAm	578	\$10.69
Murano	MRNO	HCM Acq	1/21/22	3/20/24	Real Estate, LatAm	1,189	\$10.24
Coincheck	CNCK	Thunder Bridge Capital IV	6/30/21	12/10/24	Financial, Asia	1,250	\$8.89
TNL Mediagene	TNMG	Blue Ocean	12/3/21	12/5/24	Media & Entertainment, Asia	275	\$8.25
Montana Technologies	AIRJ	Power & Digital Infrastructure II	12/10/21	3/14/24	Energy, US	500	\$7.97
Lionsgate Studios	LION	Screaming Eagle Acq	1/6/22	5/13/24	Media & Entertainment, Global	4,674	\$7.56

Source: SPAC Research, as of Dec 31, 2024

LEAGUE TABLE YTD: IPO UNDERWRITERS

Volume Sold	Underwriters	Bookrunner Volume, \$M*	Volume % Share	Bookrunner Count	Count % Share
1	Cantor Fitzgerald	2,826	29.5%	12	17.9%
2	BTIG	1,713	17.9%	8	11.9%
3	Clear Street	507	5.3%	3	4.5%
4	Cohen Capital Markets	450	4.7%	5	7.5%
5	EarlyBirdCapital	390	4.1%	4	6.0%
6	Kingswood	385	4.0%	3	4.5%
7	Citigroup	346	3.6%	2	3.0%
8	Seaport Global Securities	339	3.5%	4	6.0%
9	Jefferies	274	2.9%	3	4.5%
10	Maxim	244	2.6%	4	6.0%
11	Roth Capital Partners	230	2.4%	1	1.5%
12	EF Hutton	227	2.4%	3	4.5%
13	Stifel Nicolaus	221	2.3%	1	1.5%
14	B. Riley FBR	200	2.1%	1	1.5%
15	Santander	200	2.1%	1	1.5%
16	UBS	187	2.0%	2	3.0%
17	Lucid Capital Markets	187	2.0%	3	4.5%
18	Leerink Partners	184	1.9%	1	1.5%
19	Cohen & Company	125	1.3%	1	1.5%
20	Craft Capital Management	100	1.0%	1	1.5%

* Credit for Bookrunner Volume awarded to sole bookrunner or split equally among joint bookrunners
Source: SPAC Research, as of Dec 31, 2024

LEAGUE TABLE YTD: IPO LEGAL COUNSEL

Issuer Count	Law Firm	Deal Count, Issuer Counsel	Deal Count, UW Counsel	Share, Issuer Counsel
1	Ellenoff Grossman & Schole	12	13	20.7%
2	Loeb & Loeb	8	7	13.8%
3	White & Case	4	4	6.9%
4	Robinson & Cole	4	1	6.9%
5	Kirkland & Ellis	3	5	5.2%
6	Winston & Strawn	3	3	5.2%
7	Graubard Miller	3	6	5.2%
8	Paul Hastings	3	0	5.2%
9	Greenberg Traurig	2	2	3.4%
10	Latham & Watkins	2	0	3.4%
11	King & Spalding	1	3	1.7%
12	DLA Piper	1	2	1.7%
13	Paul, Weiss, Rifkind, Wharton & Garrison	1	0	1.7%
14	Skadden, Arps, Slate, Meagher & Flom	1	0	1.7%
15	Nelson Mullins Riley & Scarborough	1	0	1.7%
16	Stevens & Lee	1	0	1.7%
17	ArentFox Schiff	1	1	1.7%
18	Venable	1	0	1.7%
19	Gibson, Dunn & Crutcher	1	0	1.7%
20	O'Melveny & Myers	1	0	1.7%

Source: SPAC Research, as of Dec 31, 2024

DISCLAIMER

This Presentation (the “Presentation”) is provided on a strictly informational basis only. By reviewing or reading this Presentation, you will be deemed to have agreed to the obligations and restrictions set out below. Without the express prior written consent of SPAC Research LLC, the Presentation and any information contained within it may not be (i) reproduced (in whole or in part), (ii) copied at any time, (iii) used for making investment decisions. This Presentation does not constitute or form part of, and should not be construed as, an offer, invitation or inducement to purchase or subscribe for securities nor shall it or any part of it form the basis of, or be relied on in connection with, any contract or commitment whatsoever. This Presentation does not constitute either advice or a recommendation regarding any securities. This Presentation shall not constitute an offer to sell or the solicitation of an offer to buy nor shall there be any sale of these securities in any state in which such offer, solicitation or sale would be unlawful prior to registration or qualification under the securities laws of any such state.

No representations or warranties, express or implied are given in, or in respect of, this Presentation. To the fullest extent permitted by law in no circumstances will SPAC Research, or any of its respective subsidiaries, shareholders, affiliates, representatives, partners, directors, officers, employees, advisers or agents be responsible or liable for any direct, indirect or consequential loss or loss of profit arising from the use of this Presentation, its contents (including views, beliefs, analysis, opinions, forecasts or any other materials from SPAC Research), its omissions, reliance on the information contained within it, or on opinions communicated in relation thereto or otherwise arising in connection therewith. The information contained in this Presentation has not been independently verified. Recipients of this Presentation are not to construe its contents, or any prior or subsequent communications from or with SPAC Research or its representatives as investment, legal or tax advice. In addition, this Presentation does not purport to be all-inclusive or to contain all the information related to the subject matter. Recipients of this Presentation should each make their own evaluation of the subject matter and of the relevance and adequacy of the information and should make such other investigations as they deem necessary.

This Presentation contains illustrative returns, projections, estimates and beliefs and similar information (“Forward Looking Information”). Forward Looking Information is subject to inherent uncertainties and qualifications and is based on numerous assumptions, in each case whether or not identified in the Presentation. Forward Looking Information is provided for illustrative purposes only and is not intended to serve as and must not be relied on by any investor as, a guarantee, an assurance, a prediction or a definitive statement of fact or probability. Nothing in this Presentation should be construed as a profit forecast. Actual events and circumstances are difficult or impossible to predict and will differ from assumptions. Some important factors that could cause actual results to differ materially from those in any Forward-Looking Information could include changes in domestic and foreign business, market, Financials, political, and legal conditions. There can be no assurance that any Forward-Looking Information will be realized, and the performance may be materially and adversely different from the Forward-Looking Information. The Forward-Looking Information speaks only as of the date of this Presentation. SPAC Research expressly disclaims any obligation or undertaking to release any updates or revisions to any Forward Looking Information to reflect any change in SPAC Research’s expectations with regard thereto or any changes in events, conditions or circumstances on which any Forward Looking Information is based. Accordingly, undue reliance should not be placed upon the Forward-Looking Information.

The communication of this Presentation is restricted by law; it is not intended for distribution to, or use by any person in, any jurisdiction where such distribution or use would be contrary to local law or regulation. This Agreement supersedes and replaces all previous oral or written agreements, memoranda, correspondence, or other communications between the parties hereto relating to the subject matter hereof.